



UT20-35P

2000 - 3500kg

Technical Specifications



Utility you can trust™

www.utilev.ch

UT20-35P Specifications

Characteristics	1.1	Manufacturer		UTILEV	UTILEV	UTILEV	UTILEV	UTILEV	UTILEV	UTILEV	UTILEV
	1.2	Model designation		UT20P	UT20P	UT25P	UT25P	UT30P	UT30P	UT35P	UT35P
	1.3	Power: battery, diesel, LPG, electric mains		Diesel	LPG	Diesel	LPG	Diesel	LPG	Diesel	LPG
	1.4	Operation: manual, pedestrian, stand, seat, orderpicker		Seat	Seat	Seat	Seat	Seat	Seat	Seat	Seat
	1.5	Load capacity	Q (kg)	2000	2000	2500	2500	3000	3000	3500	3500
	1.6	Load centre	c (mm)	500	500	500	500	500	500	500	500
	1.8	Load distance	x (mm)	470	470	470	470	480	480	485	485
	1.9	Wheelbase	y (mm)	1650	1650	1650	1650	1760	1760	1760	1760
	Weight	2.1	Unladen weight	kg	3440	3440	3765	3765	4255	4255	4555
2.2		Axle loading with load front/rear	kg	4815/625	4815/625	5530/735	5530/735	6480/755	6480/755	7195/860	7195/860
2.3		Axle loading without load, front/rear	kg	1640/1800	1640/1800	1560/2205	1560/2205	1765/2490	1765/2490	1890/2665	1890/2665
Wheels and Tyres	3.1	Tyres: L = pneumatic, V = cushion, SE = superelastic		L	L	L	L	L	L	L	L
	3.2	Tyre size, front		7.00-12-12PR	7.00-12-12PR	7.00-12-12PR	7.00-12-12PR	28x9-15-12PR	28x9-15-12PR	28x9-15-12PR	28x9-15-12PR
	3.3	Tyre size, rear		6.00-9-10PR	6.00-9-10PR	6.00-9-10PR	6.00-9-10PR	6.50-10-10PR	6.50-10-10PR	6.50-10-10PR	6.50-10-10PR
	3.5	Number of wheels, front/rear (X = driven)		2X/2	2X/2	2X/2	2X/2	2X/2	2X/2	2X/2	2X/2
	3.6	Track width, front	b10 (mm)	965	965	965	965	1005	1005	1005	1005
	3.7	Track width, rear	b11 (mm)	970.5	970.5	970.5	970.5	973.5	973.5	973.5	973.5
	Dimensions	4.1	Mast tilt, forward α /back β	degrees	6/12	6/12	6/12	6/12	6/12	6/12	6/12
4.2		Height of mast, lowered	h1 (mm)	1985	1985	1985	1985	2010	2010	2160	2160
4.3		Free lift ▲	h2 (mm)	150	150	150	150	155	155	155	155
4.4		Lift height ▲	h3 (mm)	3000	3000	3000	3000	3000	3000	3000	3000
4.5		Height of mast, extended +	h4 (mm)	4045	4045	4045	4045	4140	4140	4140	4140
4.7		Height to top of overhead guard ○	h6 (mm)	2140	2140	2140	2140	2170	2170	2170	2170
4.8		Seat height ✕	h7 (mm)	1025	1025	1025	1025	1055	1055	1055	1055
4.12		Towing coupling height	h10 (mm)	320	320	320	320	350	350	350	350
4.19		Overall length	l1 (mm)	3600	3600	3670	3670	3820	3820	3870	3870
4.20		Length to face of forks	l2 (mm)	2530	2530	2600	2600	2750	2750	2800	2800
4.21		Overall width, Std/Dual	b1/b2 (mm)	1155/1600	1155/1600	1155/1600	1155/1600	1225/1725	1225/1725	1225/1725	1225/1725
4.22		Fork dimensions	s/e/l (mm)	40/122/1070	40/122/1070	40/122/1070	40/122/1070	45/122/1070	45/122/1070	50/122/1070	50/122/1070
4.23		Fork carriage to DIN 15173. Class, A/B		IIA	IIA	IIA	IIA	IIIA	IIIA	IIIA	IIIA
4.24		Fork carriage width ●	b3 (mm)	1118	1118	1118	1118	1200	1200	1200	1200
4.31		Ground clearance under mast, with load	m1 (mm)	90	90	90	90	110	110	110	110
4.32		Ground clearance at centre of wheelbase	m2 (mm)	135	135	135	135	165	165	165	165
4.33		Aisle width with pallets 1000mm long x 1200mm wide	Ast (mm)	3845	3845	3905	3905	4055	4055	4095	4095
4.34		Aisle width with pallets 800mm wide x 1200mm long	Ast (mm)	4045	4045	4105	4105	4255	4255	4295	4295
4.35	Outer turning radius	Wa (mm)	2175	2175	2235	2235	2375	2375	2415	2415	
4.36	Inner turning radius	b13 (mm)	190	190	190	190	200	200	200	200	
Performance	5.1	Travel speed with/without load	km/h	19.9/20.4	19.8/20.3	19.7/20.2	19.5/20.0	17.6/18.0	17.1/17.6	17.0/18.0	17.1/17.6
	5.2	Lifting speed with/without load	m/sec	0.53/0.58	0.50/0.54	0.53/0.58	0.50/0.54	0.45/0.50	0.41/0.45	0.35/0.38	0.32/0.35
	5.3	Lowering speed with/without load	m/sec	0.50/0.45	0.50/0.45	0.50/0.45	0.50/0.45	0.50/0.45	0.50/0.45	0.50/0.45	0.50/0.45
	5.5	Drawbar pull with/without load, @ 1.6km/h	N	13800/11250	21250/11250	13800/10700	21250/10700	20700/12100	19500/12100	20700/13000	19500/13000
		Drawbar pull with/without load, @ 4.8km/h	N	12100/11250	17000/11250	12100/10700	17000/10700	18100/12100	17100/12100	18100/13000	17100/13000
	5.6	Maximum drawbar pull with/without load	N	17250/11250	14800/11250	17250/10700	14800/10700	25875/12100	24375/12100	25875/13000	24375/13000
	5.7	Gradeability with/without load, @ 1.6km/h	%	23/30	29/30	20/26	25/26	26/26	25/26	23/26	22/26
	5.8	Gradeability with/without load @ 4.8km/h	%	20/30	25/30	17/26	21/26	23/26	21/26	20/26	19/26
	5.9	Acceleration time with/without load	sec	15/10	14/9	15/10	14/9	13/8	14/9	13/8	14/9
	5.10	Service brake		Hydraulic	Hydraulic	Hydraulic	Hydraulic	Hydraulic	Hydraulic	Hydraulic	Hydraulic
Engine	7.1	Engine manufacturer/type		YANMAR/4TNE92	GCT/K25	YANMAR/4TNE92	GCT/K25	YANMAR/4TNV94L	GCT/K25	YANMAR/4TNV94L	GCT/K25
	7.2	Engine output, in accordance with ISO1585	kW	32.8	38.0	32.8	38.0	34.6	38.0	34.6	38.0
	7.3	Governed speed	rpm	2450	2400	2450	2400	2400	2400	2400	2400
	7.4	Number of cylinders/displacement	cm3	4/2659	4/2488	4/2659	4/2488	4/3054	4/2488	4/3054	4/2488
	7.5	Fuel consumption in accordance with VDI cycle	l/h or kg/h	2.6	3.5	2.6	3.5	4.6	4.3	4.6	4.3
Other	8.1	Drive control		Automatic	Automatic	Automatic	Automatic	Automatic	Automatic	Automatic	Automatic
	8.2	Working pressure for attachments	bar	0-145	0-145	0-145	0-145	0-145	0-145	0-145	0-145
	8.3	Oil flow for attachments ●	l/min	50	50	50	50	50	50	50	50
	8.4	Average noise level at operator's ear ★	dB(A)	84	84	84	84	84	84	84	84
		Guaranteed sound power 2001/14/EC	dB	103	103	103	103	103	103	103	103
8.5	Towing coupling type		Pin	Pin	Pin	Pin	Pin	Pin	Pin	Pin	

★ LPAZ, measured according to the test cycles and based on the weighting values contained in EN12053

▲ Bottom of Forks

✕ Full suspension seat specified

+ Without load backrest

▶ Add 32mm with load backrest

○ h6 subject to +/- 5 mm tolerance. When full-suspension seat or cab is fitted, overhead guard height is raised by 60mm

● Variable

Specification data is based on VDI 2198, with the following configuration:

Complete truck with 3000mm 2-stage limited free lift mast, standard carriage and 1070mm forks, overhead guard and standard pneumatic drive and steer tyres.

UT20-25P Mast Table

Mast Type	Maximum Fork Height (mm)	Lowered Height (mm)	Overall Extended Height		Free Lift		Mast Tilt
			Without LBR (mm)	With LBR (mm)	Without LBR (mm)	With LBR (mm)	Forward/Back (deg)
2 Stage LFL	3000	1985	3625	4045	150	150	6/12
	3300	2135	3925	4345	150	150	6/12
	3600	2335	4225	4645	150	150	6/12
	4300	2735	4925	5345	150	150	6/6
	4500	2835	5125	5545	150	150	6/6
2 Stage FFL	3300	2145	3952	4345	1493	1100	6/12
	4500	2110	5242	5605	1428	1065	6/6
3 Stage FFL	4800	2210	5492	5855	1528	1165	6/6
	5500	2440	6192	6555	1758	1395	3/6

UT30P Mast Table

Mast Type	Maximum Fork Height (mm)	Lowered Height (mm)	Overall Extended Height		Free Lift		Mast Tilt
			Without LBR (mm)	With LBR (mm)	Without LBR (mm)	With LBR (mm)	Forward/Back (deg)
2 Stage LFL	3000	2010	3665	4130	155	155	6/12
	3300	2160	3965	4430	155	155	6/12
	3600	2370	4265	4730	155	155	6/12
	4300	2770	4965	5430	155	155	6/6
	4500	2870	5165	5630	155	155	6/6
2 Stage FFL	3300	2225	4045	4445	1490	1090	6/12
	4500	2160	5300	5695	1425	1030	6/6
3 Stage FFL	4800	2260	5550	5945	1525	1130	6/6
	5500	2490	6250	6645	1755	1360	3/6

UT35P Mast Table

Mast Type	Maximum Fork Height (mm)	Lowered Height (mm)	Overall Extended Height		Free Lift		Mast Tilt
			Without LBR (mm)	With LBR (mm)	Without LBR (mm)	With LBR (mm)	Forward/Back (deg)
2 Stage LFL	3000	2160	3810	4130	155	155	6/12
	3300	2310	4110	4430	155	155	6/12
	3600	2460	4410	4730	155	155	6/12
	4300	2860	5110	5430	155	155	6/6
	4500	2960	5310	5630	155	155	6/6
2 Stage FFL	3300	2375	4170	4440	1515	1245	6/12
	4500	2260	5305	5640	1465	1130	6/6
3 Stage FFL	4800	2354	5605	5940	1565	1230	6/6
	5500	2605	6305	6640	1795	1460	3/6

UT20-25P Capacity Table

Capacity in kg with pneumatic or superelastic tyres;
Single Drive Tyres

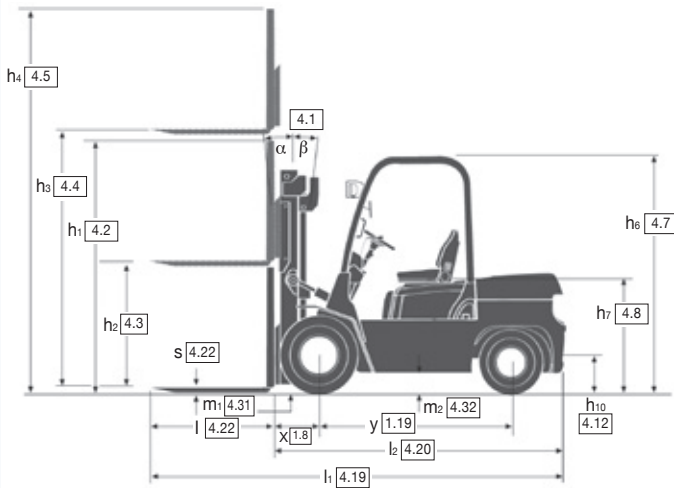
Mast Type	Maximum Fork Height (mm)	500mm Load Centre				600mm Load Centre			
		Without Integral Sideshift		With Integral Sideshift		Without Integral Sideshift		With Integral Sideshift	
		UT20P	UT25P	UT20P	UT25P	UT20P	UT25P	UT20P	UT25P
2 Stage LFL	3000	2000	2500	1900	2400	1800	2250	1700	2150
	3300	2000	2500	1900	2400	1800	2250	1700	2150
	3600	2000	2500	1900	2400	1800	2250	1700	2150
	4300	1850	2250	1750	2150	1650	2030	1550	1930
	4500	1750	2150	1650	2050	1550	1900	1450	1800
2 Stage FFL	3300	2000	2500	1900	2400	1800	2250	1700	2150
	4500	1650	2100	1550	2000	1500	1900	1400	1800
3 Stage FFL	4800	1600	1950	1500	1850	1450	1750	1350	1650
	5500	1200	1500	1100	1400	1050	1350	950	1250

UT30-35P Capacity Table

Capacity in kg with pneumatic or superelastic tyres;
Single Drive Tyres

Mast Type	Maximum Fork Height (mm)	500mm Load Centre				600mm Load Centre			
		Without Integral Sideshift		With Integral Sideshift		Without Integral Sideshift		With Integral Sideshift	
		UT30P	UT35P	UT30P	UT35P	UT30P	UT35P	UT30P	UT35P
2 Stage LFL	3000	3000	3500	2900	3400	2720	3200	2620	3100
	3300	3000	3500	2900	3400	2720	3200	2620	3100
	3600	3000	3500	2900	3400	2720	3200	2620	3100
	4300	2850	3100	2750	3000	2550	2800	2450	2700
	4500	2750	3000	2650	2900	2500	2700	2400	2600
2 Stage FFL	3300	3000	3500	2900	3400	2720	3200	2620	3100
	4500	2700	2900	2600	2800	2450	2600	2350	2500
3 Stage FFL	4800	2500	2600	2400	2500	2250	2350	2150	2250
	5500	1850	2100	1750	2000	1650	1900	1550	1800

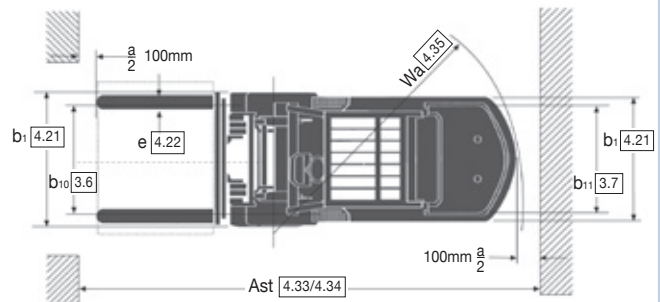
Truck Dimensions



$$Ast = Wa + x + l6 + a$$

a = Minimum operating clearance of 200mm

l6 = Load length



Overview

Utility you can trust™

The UTILEV® range of affordable forklift trucks delivers reliable and cost-effective materials handling solutions for applications across many industries, particularly where users require equipment without advanced functionality or attachments.

The product range has been designed to be easy to operate and maintain, and is backed up by a standard warranty and comprehensive parts availability.

Furthermore, a network of experienced distributors is on-hand to provide maintenance and support, whenever it is required.

Simple to Use

The ergonomically designed operator compartment, with a familiar automotive layout means that drivers will be able to work comfortably,

preventing tiredness during handling operations.

A range of standard features and options help to ensure that the truck is configured to the needs of the application.

Easy to Maintain

Thanks to the simplicity of the components and specification, servicing can be carried out quickly and easily, even when PCs, laptops or diagnostic tools are not available

Affordable to Own

The use of proven, high quality, robust components, efficient filtration and excellent cooling result in reliable operation and lower wear and tear. This - together with the fast availability of cost-effective replacement parts - helps to reduce service and maintenance requirements and costs.

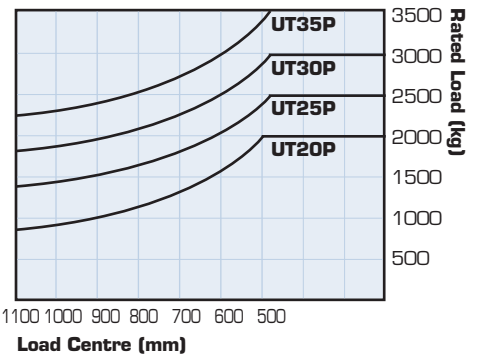
Rated Capacities

Load Centre

Distance from forks to centre of gravity of load.

Rated Load

Based on vertical masts as shown in VDI table.



Features

Standard Features Include:

- 2.0-2.5T - Yanmar 2.6L Diesel or GCT 2.5L LPG / Dual-Fuel. 3.0-3.5T - Yanmar 3.0L Diesel or GCT 2.5L LPG / Dual-Fuel
- Transmission: Powershift, 1-Speed
- Mast: 2-stage LFL 3000mm
- Carriage: 1038mm Class II or 1100mm Class II or III
- Forks: 1070 x 122 x 40mm Class II or 1070 x 122 x 45 / 50mm Class III
- Pneumatic Tyres Drive 7.00-12-12PR or 28x9-15-12PR
- Pneumatic Tyres Steer 6.00-9-10PR or 6.50-10-10PR
- Two Function Cowl Mounted Manual Lever - Lift / Tilt
- Forward / Reverse Directional Lever Manual Park Brake
- Three Pedal Layout with Mechanical Inching
- Non-Suspension Seat (Vinyl) with Seat Belt
- Steering Wheel with Spinning Knob
- Power Steering and Tilt Adjustable Steering Column

- Key Switch Start
- Entry Grab Handle
- Dash Display: Fuel Gauge (Diesel/Dual - Fuel), LCD Hour Meter, Water Temperature / Oil Temperature / Transmission Oil Level Warning Lights
- Rear View Mirrors
- Load Backrest
- Mast Tilt - 6° Forward / 12° Back
- Strobe Light (magnetically mounted)
- Audible Reverse Alarm
- Light Kit - 2 x Front Work, 2 x Front Turn, Rear Turn / Tail / Brake / Reverse
- Counterweight Exhaust
- Radiator with Transmission Oil Cooler
- Cyclonic Air Filter
- Fixed Tank Bracket (LPG Trucks)
- Fuel Tank Capacity - UT20-25P = 60L, UT30-35P = 70L
- Toolbox
- Towing Pin

- Operator Manual
- 12 Months / 2000 Hours Manufacturer's Warranty

Options include:

- Upswept Exhaust
- Muffler - LPG only with 3-way Catalyst
- Air Intake with Pre-cleaner
- 2-stage LFL; 2-stage FFL and 3-stage FFL Masts
- Mast Tilt - 6° Forward / 6° Back or 3° Forward / 6° Back
- Carriages - 1100, 1200, 1250, 1500mm (Class II - III)
- Forks 1150 & 1220mm (Class II - III)
- Integral Sideshift or Integral Sideshift with Fork Positioner
- Valve and Hose Groups - 3 and 4 way
- Cab with/without Heater ○
- Full Suspension Seat ○
- Rear Work Light
- Dual Drive Wheels and Fender Extensions
- Superelastic Drive and Steer Tyres

dealer logo here

UTILEV®
THE UTILITY LIFT TRUCK™

These trucks conform to current legislative requirements. Specification is subject to change without notice. Trucks shown with optional equipment.

Publication part no. U00003CE Rev.03. Designed in The United Kingdom.
© NACCO Materials Handling Ltd 2014. All rights reserved.

UTILEV is a registered trademark.
THE UTILITY LIFT TRUCK and UTILITY YOU CAN TRUST are trademarks in the United States and certain other jurisdictions.
NACCO Materials Handling Limited, Centennial House, Frimley Business Park, Frimley, Surrey GU16 7SG, United Kingdom.
Tel: + 44 (0) 1276 538500, Fax: + 44 (0) 1276 538559
www.utilev.com